

Types of Multilanguage feature in websites:

Type 1	Type 2	Type 3	Type 4
Backend	Backend	Backend	Front end
✓ Labels Management	✓ Labels Management	✓ Labels Management	Google Translator
✓ CMS Pages Management	✓ CMS Pages Management	✓ CMS Pages Management	
✓ Option for select default language	✓ Option for select default language	✓ Option for select default language	
		✓ Language dropdown option for admin section	
Front end	Front end	Front end	
✓ Drop Down menu for select Language	✓ Drop Down menu for select Language	✓ Drop Down menu for select Language	
✓ Submit Content in One language only.	✓ Submit Content in different languages	✓ Submit Content in different languages	✓ Submit Content in One language only.

Type 1

Following options will be available under Type 1

Backend

- ✓ Labels Management
- ✓ CMS Pages Management
- ✓ Option for select default language

Front end

- ✓ Drop Down menu for 'Select Language'
- ✓ Submit content in One Language

Backend:-

Labels Management

Using this section, Admin users can manage labels in different languages.

Following are list of some common label examples:

- Login
- Security Code
- I Agree
- Terms of Service
- Male
- Female
- Select
- Email

- Forgot password

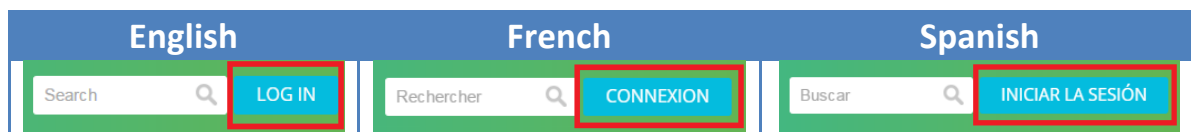
S. No.	Phrase Variable	Action
61	Security Code	Edit
62	Reload	Edit
63	I Agree	Edit
64	Terms Of Service	Edit
65	Male	Edit
66	Female	Edit
67	Select	Edit
68	Login	Edit
69	Email	Edit
70	Forgot Password	Edit

On click of **Edit**, Admin will be redirected to the edit label page. Please find screenshot below:

LABEL SETUP FORM

<p>Phrase Variable</p> <p>English*</p> <p>French*</p> <p>Spanish*</p>	<p>Login</p> <div style="margin-bottom: 10px;"><input type="text" value="Log in"/></div> <div style="margin-bottom: 10px;"><input type="text" value="Connexion"/></div> <div style="margin-bottom: 10px;"><input type="text" value="Iniciar la sesión"/></div> <div style="display: flex; justify-content: center; gap: 20px;"> Submit Cancel </div>
---	--

In front end, **Login** label will be displayed as the following screenshots:



CMS Pages Management

Admin will be able to manage textual information of CMS Pages in different languages. Following are list of some common webpages:

- About
- Terms & Conditions
- Content Policy

Please find screenshot below:

S.N.	CMS Page Title	Action (English French Spanish)
1	About	Edit Edit Edit
2	Terms & Conditions	Edit Edit Edit
3	Content Policy	Edit Edit Edit

On click of edit, Admin will be able to easily add content for different languages. Please find screenshot below:

Edit Page "about-taskers"

Select Page Language*

Name (For reference) [Add Reference](#)

Page URL Slug

Meta Title*

Meta Keywords*

Meta Description*

Title*

Description

B I U S H [↶](#) [↷](#) [↺](#) [↻](#)

Lorem ipsum dolor sit amet, consectetur adipiscing elit. Maecenas arcu neque, vestibulum eu fermentum sit amet, ultrices sit amet libero. Integer pellentesque, quam nec fringilla aliquam, velit nulla eleifend mi. vitae consectetur enim arcu quis tellus. Maecenas euismod nibh interdum hendrerit pretium. Mauris fringilla interdum finibus. Maecenas ac sagittis purus. Maecenas feugiat pretium eros rhoncus molestie. Suspendisse lectus nunc, pulvinar non luctus ut, pharetra at est. Mauris at nisi facilisis, volutpat ex vitae, malesuada metus. Fusce ac turpis eget enim lobortis molestie. Etiam fermentum mi id volutpat consequat. Nulla pulvinar leo vel viverra euismod. Duis et dolor augue. Nam quis ex a dolor volutpat porta id id urna. Aliquam at libero pretium, lacinia diam eu, dictum neque. Sed pharetra sodales mauris, et convallis eros dictum ut. Nam vulputate, libero in feugiat feugiat, orci lorem scelerisque erat. a luctus odio diam in arcu. Nullam id ultricies quam. Nulla rhoncus, tellus quis rhoncus porta, nisi mauris tempor nunc, et eleifend elit orci eget dolor. Suspendisse varius blandit consectetur. Sed dapibus enim in rhoncus lacinia. Aenean condimentum lectus vehicula du bibendum. sit amet tristique risus pellentesque. Nam pellentesque nunc quis erat cursus blandit. Aliquam porta nec elit sit amet pellentesque. Integer id faucibus velit, a consequat ex. Pellentesque porta, leo vitae volutpat semper, nibh du convallis ligula, quis

[Submit](#)

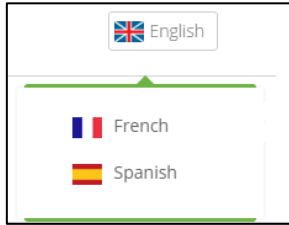
In backend, Admin will be able to set default language for site. Please find screenshot below:

Select Default Language English Italian

Note: If Spanish or Italian is selected as a default language then Spanish content is displayed on the website.

Front end:-

In front end there will be dropdown menu for selecting different languages for translation, and all the labels will be updated as per the selected language. Please find screenshot below:



In front end, if language option is changed only the Labels and CMS pages content is changed to display the content entered by the Admin Users for that language.

Type 2

In addition to Type 1 features, the website will have following features:

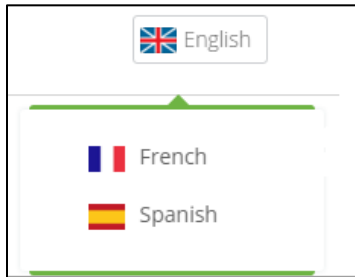
Front end User:-

Front end users will be able to submit content in different languages. Please find screenshot below:

A screenshot of a web form for submitting ad details. At the top, there are two language selection tabs: 'English' and 'Arabic'. The 'Arabic' tab is currently selected and highlighted in black. Below the tabs, the form is titled 'AD DETAILS'. It contains three fields: 'Choose Ad Category *' with a dropdown menu showing 'Food', 'Ad Title *' with a text input field, and 'Ad Description *' with a larger text area. The form is designed to allow users to submit content in either English or Arabic.

Note: In front end, users will be able to submit details in multiple-languages, as seen above the user can submit the listing data in English and Arabic.

In front end there will be dropdown menu for selecting different languages for translation, and all the labels will be updated as per the selected language. Please find below screenshot:



In front end, if language option is changed only the Labels and CMS pages content is changed to display the content entered by the Admin Users for that language.

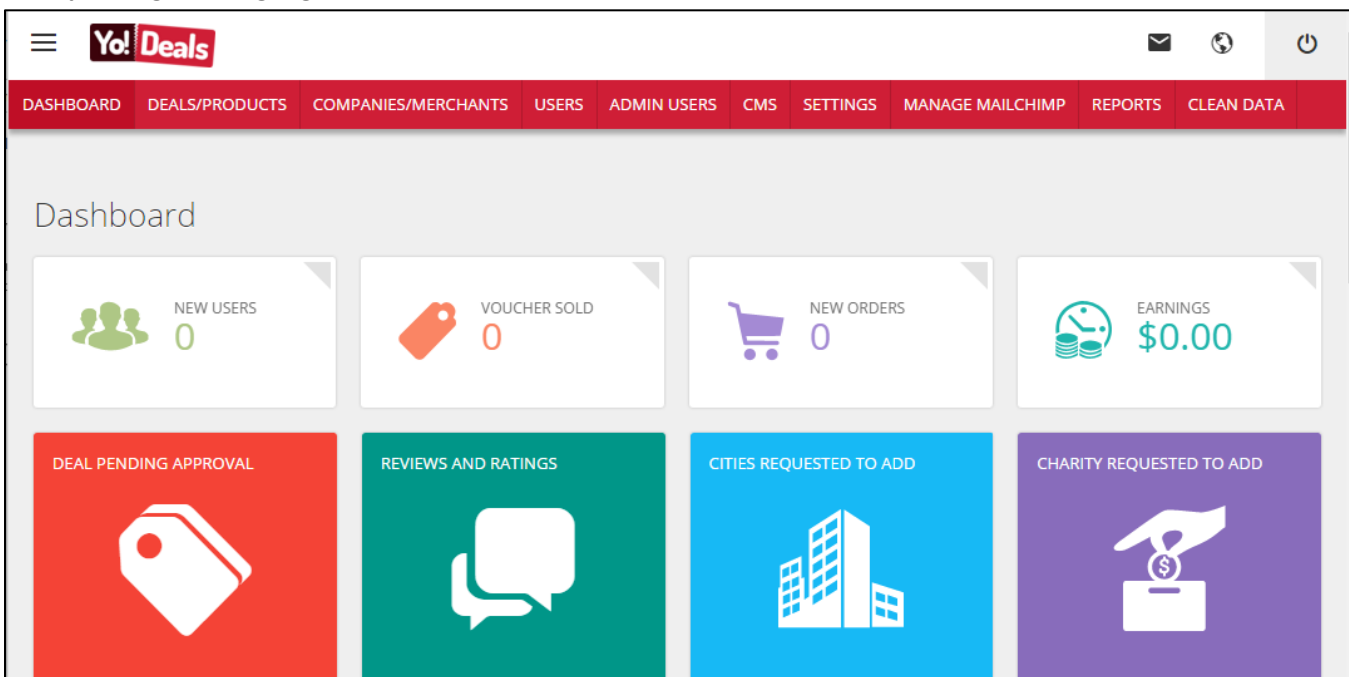
Type 3

In addition to Type 1 and 2 features, the website will have following features:

Admin Interface:-

Admin can change the labels of Admin Interface changed to multiple languages. And they get Language Switch option in Admin Interface also.

Example: English Language Selected in admin



Example: Spanish Language Selected in admin


The screenshot displays the admin interface for Yo! Deals. At the top, there is a navigation bar with a hamburger menu icon, the 'Yo! Deals' logo, and utility icons for mail, globe, and power. Below this is a red navigation menu with the following items: SALPICADERO, OFERTAS / PRODUCTOS, EMPRESAS, USUARIOS, USUARIOS ADMINISTRATIVOS, CMS, CONFIGURACION, GESTIONAR MAILCHIMP, INFORMES, and BORRAR DATOS.

The main dashboard area is titled 'Salpicadero' and features eight data widgets arranged in two rows of four:

- Widget 1:** NUEVOS USUARIOS (New Users) with a value of 0. Icon: three people.
- Widget 2:** VALE VENDIDO (Vouchers Sold) with a value of 0. Icon: red tag.
- Widget 3:** NEW ORDERS with a value of 0. Icon: shopping cart.
- Widget 4:** GANANCIAS (Profits) with a value of \$0.00. Icon: stack of coins.
- Widget 5:** DEAL PENDING APPROVAL. Icon: white tag on red background.
- Widget 6:** VALORACIONES Y COMENTARIOS (Reviews and Comments). Icon: speech bubbles on green background.
- Widget 7:** CIUDADES SOLICITADO QUE SE AÑADA (Cities requested to be added). Icon: buildings on blue background.
- Widget 8:** CARIDAD SOLICITADO QUE SE AÑADA (Charity requested to be added). Icon: hand dropping coin on purple background.

Type 4

In type 4, we will integrate Google Translator on website. Please find screenshot below:



In Google Translator we can specify list of languages to display in **Select Language** drop down. It translate the whole webpage in the selected language.

Google translate is free service that is easy to use.

Note: Google Translate is not 100% accurate, but it is most cost effective option and user friendly also when your website visitors are very diverse and they may want to use your website in languages other than the language options available.